



**District Report Card: 2017**


<b>State:</b> Gujarat	<b>District:</b> Bhavnagar
<b>Class:</b> 3	<b>Subject:</b> Language
<b>Schools:</b> 61	<b>Students:</b> 1511


**Participation/Coverage**


**Students**

<b>GENDER</b> 	Boys		Girls	
	Number	%	Number	%
	807	53.41	704	46.59

<b>AREA</b> 	Rural		Urban	
	Number	%	Number	%
	1157	76.57	354	23.43

<b>CATEGORY</b> 	SC		ST		OBC		GEN	
	Number	%	Number	%	Number	%	Number	%
	55	3.64	36	2.38	1260	83.39	160	10.59

<b>CWSN</b> 	LD	VI	HI	S&LD	ID	Oth
	1	1	0	2	6	27

<b>Management</b> 	Government		Government-aided	
	Number	%	Number	%
	1408	93.18	103	6.82

**Average Performance of Students in Language (%)**

Overall	Gender		Area		Management		Social Group			
	Male	Female	Rural	Urban	Govt.	Aided	SC	ST	OBC	GEN
73.12	71.36	75.13	74.05	70.08	73.73	64.72	75.27	83.70	73.11	70.08

## Performance on Learning Outcomes (LOs)

Learning Outcomes	Description	Average Performance(%)
L304	Reads small texts with comprehension i.e., identifies main ideas, details, sequence and draws conclusions	74.49
L312	Reads printed scripts on the classroom walls: poems, posters, charts etc.	70.36

Range of Performance of Students who Answered Correctly							
Below 30%		30% - 50%		50% - 75%		Above 75%	
Number	%	Number	%	Number	%	Number	%
89	5.89	174	11.52	414	27.40	834	55.20

### Lowest Performing Learning Outcomes (LOs)

1 - Reads printed scripts on the classroom walls: poems, posters, charts etc. (70.36)

2 - Reads small texts with comprehension i.e., identifies main ideas, details, sequence and draws conclusions (74.49)